
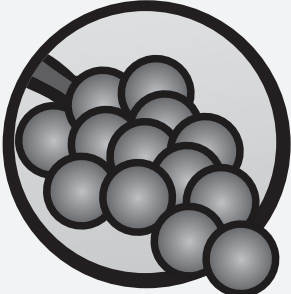



Snack Favorites

Instructions: Make enough copies of this sheet so that each student will be able to have a picture of his or her favorite snack. Cut out the pictures, and glue or tape one of each along the bottom edge of a large piece of paper. Then, draw a straight vertical line above each of the pictures and hang the paper on a wall. Now you're ready to graph! Share the six snack options with your students, and encourage them to select their favorite. Hand each student a picture of his or her favorite snack. One by one, students can come up to the graph. Which snack is the class favorite? How many students liked that snack? Which snack got the least number of votes? How many chose that snack?

Yogurt	Grapes	Apples
		
Whole-grain pretzels	Cucumbers	Watermelon
	